

Forum Attendee Demographics

How many times have you attended the Forum?	2018 Forum	2017 Forum	2016 Forum	2015 Forum
This was my first time	34%	36%	33%	32%
2 to 4 times	35%	32%	34%	35%
5 to 9 times	18%	18%	17%	18%
10 to 19 times	9%	10%	12%	11%
20 or more times	4%	4%	4%	4%

U.S. Attendees by Sector	2018 Forum	2017 Forum	2016 Forum	2015 Forum
All other sectors	1%	1%	1%	1%
Administrative Unit	2%	2%	2%	2%
Private for-profit, 4-year or above	2%	2%	3%	2%
Public, 2-year	12%	16%	15%	16%
Private not-for-profit, 4-year or above	32%	34%	33%	35%
Public, 4-year or above	51%	45%	46%	44%

U.S. Institutional Size	2018 Forum	2017 Forum	2016 Forum	2015 Forum
< 2,000 student FTE	10%	12%	11%	8%
2,000 to 5,000 student FTE	20%	21%	22%	17%
5,001 to 10,000 student FTE	19%	18%	17%	18%
10,001 to 15,000 student FTE	12%	11%	12%	13%
15,001 to 20,000 student FTE	10%	8%	9%	8%
20,001 to 30,000 student FTE	14%	15%	14%	13%
More than 30,000 student FTE	16%	15%	15%	22%

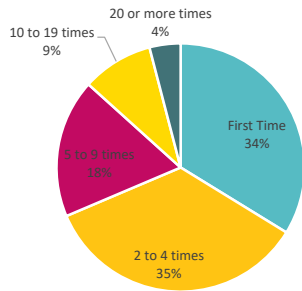
Attendees by Office Size	2018 Forum	2017 Forum	2016 Forum	2015 Forum
Very small office (1 FTE or less)	11%	10%	13%	11%
Small office (1.1 to 2 FTE)	15%	18%	19%	18%
Medium-sized office (2.1 FTE to 5.0 FTE)	39%	39%	32%	39%
Large office (5.1 FTE to 10 FTE)	23%	23%	26%	24%
Very large office (10.1 FTE or more)	11%	10%	10%	8%

Attendees by IR Role	2018 Forum	2017 Forum	2016 Forum	2015 Forum
Faculty - Teach IR	1%	1%	1%	2%
Retired	1%	1%	1%	1%
Work, For-Profit Organization other than a college/university	1%	1%	1%	1%
Student - Full Time	1%	2%	2%	2%
Work, Non-Profit Organization other than a college/university	4%	5%	4%	4%
Manage/Staff - Assessment	7%	8%	8%	8%
Other	9%	10%	10%	11%
Manage - IR	35%	32%	34%	33%
Staff - IR	39%	38%	36%	38%
Self-employed/Consultant	< 1%	< 1%	< 1%	< 1%
Faculty - Teach Other Than IR	<1%	2%	2%	<1%

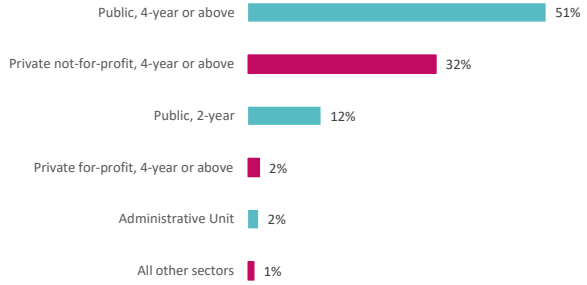
Types of Data Roles*	2018 Forum	2017 Forum
Information Technology (IT)	6%	
Strategic Planning	22%	26%
Assessment	28%	35%
Institutional Effectiveness	33%	
Business Intelligence/Analytics	35%	21%
Institutional Research	81%	90%

*NOTE: Respondents could select more than one answer. Column will add to more than 100%.

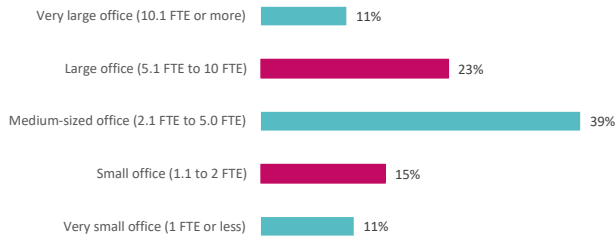
Forum Attendance



U.S. Attendees by IPEDS Sector

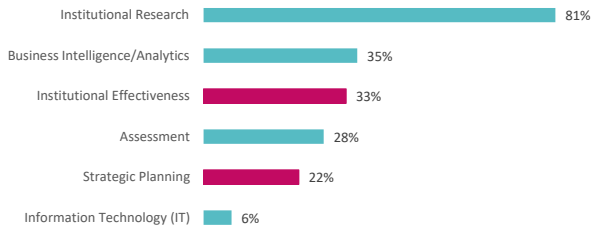


Attendees by Office Size

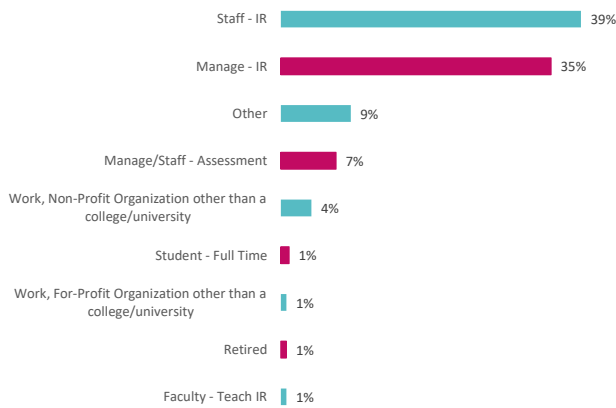


Attendees by Types of Data Roles

Respondents could select more than one answer



Attendees by IR Role



Attendees by U.S. Institutional Size

