

AIR Generative AI webinar

Anne Oxenreider Content

Generative AI in Dashboard Resource Pages

What are the benefits of using AI to generate summaries of educational resources?

Time-Saving

Quickly summarize multiple and varied sources

Consistency

Reduce user cognitive load with uniform style and quality



Accessibility

Translate complex research across campus teams

Scalability

Efficiently create comprehensive and unique resource libraries

How an AI-generated Resource Page might look



RESOURCES

Current Enrollment Trends

What is a reliable source to get updates on college enrollment trends?

National Student Clearinghouse. (2023). Current Term Enrollment Estimates. Retrieved from <https://nscresearchcenter.org/current-term-enrollment-estimates/>

The NSC's Current Term Enrollment Estimates (CTEE) series is published every January and May. It provides national enrollment estimates by credential type, institutional sector, enrollment intensity, age group, gender, major field as well as state-level enrollment estimates. Starting in fall 2020, state-level enrollment data are also shown by institution sector. The current and past reports are available at the site listed above. You can also access the accompanying data appendix for download.

Where can I find recent survey results of prospective, returning, stop out community college students?

Fishman, R., & Cheche, O. (2023, February 22). Why Didn't the Community College Students Come Back? [Blog post]. New America. Retrieved from <https://www.newamerica.org/education-policy/edcentral/why-didnt-the-community-college-students-come-back/>

The Community College Enrollment Survey focuses on the reasons behind the decline in community college student enrollment during the COVID-19 pandemic. The authors highlight the economic challenges faced by community college students, the shift in concerns from COVID-19 to the economy, and the impact of online learning quality on student decisions. The post provides insights into the factors influencing students' decisions to return to college and offers valuable data for policymakers and researchers.

Labor Market Information

How does higher education use Labor Market Information (LMI)?

Van Noy, Michelle, et al. (2023, May). Education and Employment Research Center. Rutgers School of Management and Labor Relations. Retrieved from <https://smlr.rutgers.edu/sites/default/files/Documents/Centers/EERC/How%20Colleges%20and%20Universities%20are%20Using%20LMI%20Final%20-%20EERC%20-%20July%202023.pdf>

Higher education institutions are aligning programs with industry needs, aided by an influx of labor market information (LMI), including real-time job data. Services like LightCast and Jobs EQ

Not-live Demonstration

The image shows a screenshot of the Poe AI chat interface. A yellow box labeled "AI Service" points to the Poe logo in the top left. Another yellow box labeled "AI Bot" points to the "Summarize Article" chat header. An orange box labeled "Prompt" points to the user's input: "Please provide a 150-word summary of this article and an APA citation." Below the prompt, a PDF file named "Education Equity Solutions - Counting on Math Faculty - Brief - 20230915.pdf" is attached. A third orange box labeled "Output" points to the AI's response, which includes a summary of the article and an APA citation. The interface also features a sidebar with a search bar, a "Create bot" button, and a list of previous chats. A blue banner at the top right promotes a desktop app.

AI Service

Open Poe faster with our new desktop app! [Download desktop app](#) →

Poe

Summarize Article

AI Bot

Prompt

Please provide a 150-word summary of this article and an APA citation.

Education Equity Solutions - Counting on Math Faculty - Brief - 20230915.pdf
PDF · 257 KB

Summarise Poe


Output

This brief examines factors that contribute to students' success in their first college-level math course, known as gateway math, with a focus on the role of faculty and instructional practices. The study analyzed data from over 22,000 students across four community colleges. Results indicated that a student's instructor had the greatest impact on whether they passed gateway math, even more so than prior academic preparation or demographics. Certain instructional practices, such as implementing transparent assessment and fostering belonging, were associated with increased pass rates, especially for Black and Latiné students. These findings suggest that supporting faculty development through training and resources could be an effective strategy for improving gateway math outcomes and reducing disparities. Overall, this research provides evidence that faculty play a key role in student success and that adopting equity-focused teaching approaches may help more students complete this critical early course.

Dadgar, M., Riggs, S., Hodara, M., & Buck, D. (2023, September). Counting on math faculty: Examining the role of faculty and instructional practices in students' gateway math success. Education Equity Solutions.
https://www.educationevolving.org/media/docs/Counting_on_Math_Faculty.pdf

Generative AI for Public-Friendly Descriptions

Could you rewrite this focusing on the audience as faculty and create bullet points for key findings

 Summarise [Poe](#)

Colleagues,

A recent study examined factors contributing to community college students' success in gateway math courses. As the instructors on the front lines, I wanted to share some key findings that may help us support our students:

- The research analyzed data from over 22,000 students across four colleges and found that a student's individual math instructor had the greatest impact on whether they passed the course. This suggests the important role we each play in our students' outcomes.
- Certain instructional practices were associated with increased pass rates, especially for Black and Latiné students. These included:
 - Implementing transparent assessment and grading practices with opportunities for feedback and practice.
 - Offering accommodations equitably and clearly communicating exceptions to policies.
 - Encouraging help-seeking and using supportive messaging to destigmatize needing assistance.
 - Fostering belonging through intentional opportunities for connection and affirming concerns about fit are normal.
 - Taking responsibility for addressing equity through inclusive syllabus language and group work guidelines.
- Adopting these equity-focused teaching approaches may help more of our students complete this critical early course requirement.

I hope these findings are helpful as we reflect on how to best support our students. Please let me know if you have any other questions!

Generative AI for Public-Friendly Descriptions

Student Right-to-Know Information webpage text

Completion / Graduation Rates

The following completion/graduation and transfer rates are based upon a limited cohort of first-time, full-time, degree/certificate-seeking students who entered during the fall term of each academic year. These students are tracked over a three-year period to determine their academic outcomes. Please note that these rates may not be representative of the entire student population of the college. The rates do not include continuing students or students who completed their outcome after the three-year tracking period or students who attend the college to acquire new skills or take classes for personal enrichment.

AI-Assisted - Fact Book Completions Dashboard introductory text

What are degree completion trends over time?

Community College completions are vital because they represent a significant accomplishment for students who have worked hard to complete their program of study. Earning a degree or certificate from a community college can open doors to new career opportunities, higher-paying jobs, and advanced educational opportunities. It can also be a stepping stone to a four-year college or university.

Appropriate Use of GenAI in the Classroom

Education without AI



Like riding a mountain bike, the human is in control, but also has no assistance. Sometimes the struggle inhibits learning.

Too Much Reliance on AI



Like riding a motorcycle., you can go really fast, but it is unpredictable and can even be dangerous.

Using AI as a Learning Partner



Like riding an E bike, the human is totally in control, but the E bike can reduce the struggle and result in more productive learning.

Tools I use for AI as a Learning Partner

| AI and non-AI Tools I Use Often | |
|---|---|
| ChatPDF | ChatGPT |
| https://www.chatpdf.com/ | https://chat.openai.com/ |
| Grammarly | Non-AI: Microsoft Word |
| https://grammarly.com/ | Add "Speak" from Quick Access Toolbar |

End

Additional Public-Friendly Descriptions

Fact Book Program Enrollment Dashboard

What are for-credit program enrollment trends over time?

Community College enrollment is open to all students who meet the basic eligibility requirements, including high school graduates, GED recipients, and adult learners. Community colleges are designed to provide accessible, affordable, and flexible education to a diverse range of students, and program enrollment reflects this mission. Overall, community college program enrollment is an essential first step in pursuing higher education and can lead to a range of academic and career opportunities.

Fact Book Completions Dashboard

What are degree completion trends over time?

Community College completions are vital because they represent a significant accomplishment for students who have worked hard to complete their program of study. Earning a degree or certificate from a community college can open doors to new career opportunities, higher-paying jobs, and advanced educational opportunities. It can also be a stepping stone to a four-year college or university.

Additional Public-Friendly Descriptions

Fact Book Employee Demographics Dashboard

What are the demographic trends in employees?

Faculty and staff members are a vital resource for the public, providing education, support, guidance, economic development, and civic engagement to individuals and communities. Their contributions help create a more educated, skilled, and engaged society and are a critical component of our community's workforce development and economic growth strategies.

Fact Book Enrollment Trends Dashboard

What are the demographic trends in for-credit enrollment?

Looking at changes over time in student demographics helps the college meet the needs of all of our students. This data can provide insights into the diversity of the student body. Diversity takes many forms including race, ethnicity, gender, age, and geographic location. This dashboard identifies changes over time and provides insights help us better meet the needs of all of our students.